



# PETROL(GASOLINE) DOHC ENGINE ½ CUTAWAY MODEL


A1

Product number

IVDB01






Petrol(gasoline) DOHC Engine ½ Cutaway Educational Trainer is tool specifically designed for the detailed study and demonstration of modern engine systems. This cutaway model offer training in timing belt replacement, auxiliary drive belt replacement, operation of a DOHC twin overhead camshaft system, water cooling system and alternator function. Mounted on a compact, easily transportable frame, this trainer is essential for technical and vocational automotive education and training.



## Features


- Sectioned engine parts, including the engine block, head, crankshaft, connecting rod, DOHC camshaft, pistons with rings, timing belt, camshaft sprocket, alternator belt, and tensioners, are clearly displayed for detailed study.
- Manual crankshaft operation to demonstrate the dual overhead camshaft mechanism and associated components.
- Equipped with a visible timing belt, camshaft sprocket, alternator belt, and tensioners for realistic training scenarios. The model also includes the water pump, valve lifters, and other DOHC components.
- Safety plastic protection for exposed sections and bench clamps for secure positioning during demonstrations.
- Includes all necessary tools for timing belt replacement, alternator belt replacement, and precise torque measurement, ensuring accurate and efficient maintenance training.





## Value for Students

- Fully functional OEM DOHC engine system with visible components of engine block, engine head, crankshaft, connecting rod, DOHC dual overhead camshaft, Pistons and rings, timing belt with camshaft sprocket and tensioners, alternator system.
- Study the operation of pistons, rings, combustion chambers, and intake and exhaust ports. Manually turn the crankshaft to observe the dual overhead camshaft mechanism in action.
- Perform detailed timing and alternator belt replacement using the provided special tool kit, following exact torque measurement procedures for each component.
- Understand the assembly and operation of critical engine parts, including the timing belt, camshaft sprocket, tensioners, alternator belt, and crankshaft sprocket. Gain proficiency in adjusting and replacing these components in a controlled environment.



## Value for Instructors

- Use a fully functional cutaway model to illustrate the intricacies of a DOHC engine, enhancing theoretical lessons with practical, hands-on demonstrations.
- Facilitate interactive learning by allowing students to observe and manipulate engine components, fostering a deeper understanding through direct engagement.
- Ensure student safety with protective plastic covers over the cross-section of the engine. The model is equipped with bench clamps to secure it during use, preventing accidental movement.
- Integrate the model easily into any classroom setting due to its minimal space requirements and lightweight design. This eliminates the need for additional mounting stands and simplifies transportation.
- Quickly set up and conduct lessons using the included tool kit and detailed instructional materials, streamlining the teaching process and maximizing classroom time.

## Specifications

- Dimensions: 500 x 500 x 300 mm (19.69 x 19.69 x 11.81 in)
- Weight: approx. 40 kg
- Product number: IVDB01
- Visible Components: Engine block, engine head, crankshaft, connecting rod, DOHC dual overhead camshaft (camshafts, valves, valve lifters, water pump), pistons with rings, timing belt with camshaft sprocket and tensioners, alternator belt with tensioner.
- Operational Note: The training cut-away engine model is not suitable for intensive rotation. All rotating parts must be lubricated before operation to prevent damage.
- Special Features: Equipped with bench clamps for stability during training sessions, and a minimal space design to facilitate easy storage and transport.

